

Thanks for your purchase!

Protecting and enhancing personal computing devices is our passion. To help you make the most of your MAXCases product, please review the info on this insert.



Want to register for warranty coverage?

Your MAXCases product comes with a limited lifetime warranty. To qualify, register your product at maxcases.com/productregistration.



Are you 100% satisfied?

Tell your fellow shoppers about your experience! Did you purchase online? Write a review on the seller's website. Like us on Facebook. And follow us on Twitter @MAXCases to keep up with the latest MAXCases news and deals.



Have questions, concerns or missing parts?

We want to help! Please contact us first, before getting in touch with your reseller. Email us at info@maxcases.com or call 888-799-6837. We will work quickly to resolve your issue, provide a replacement product, or even facilitate a return.



Need more device protection, or know someone else who does?

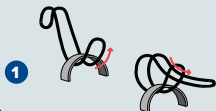
Visit maxcases.com/products to see our full product line. We've got you covered with a wide selection of rugged cases, sleek styles and handy work-in cases – plus bags, sleeves and accessories.



Hand Strap & Shoulder Strap


Installation Instructions

Hand Strap



1

1 Tie the thread to the connection points on the back of the iPad/tablet case



2

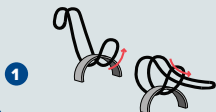
2 Secure the thread on the hooks to each side of the hand strap



3

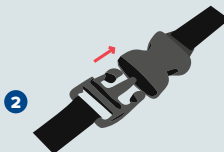
3 Adjust the strap to fit your hand

Shoulder Strap



1

1 Tie the thread to the connection points on the back of the iPad/tablet case



2

2 Secure clips to each end of the shoulder strap



3

3 Adjust the strap to fit your preference



We're here to help!

Contact our U.S.-based support staff at (888) 799-6837 or email support@maxcases.com.



facebook.com/4maxcases



twitter.com/@maxcases



linkedin.com/company/max-cases/about



youtube.com/user/MaxCustomCases